


HARDYSTON SCHOOL DISTRICT



Quality


Assurance

Annual

Report

2007/2008


SCHOOL YEAR



**QUALITY ASSURANCE ANNUAL REPORT
2007/2008 SCHOOL YEAR**

October 14, 2008

**by
Anthony M. Norod, Interim CSA**



HARDYSTON BOARD OF EDUCATION AND ADMINISTRATION

Board of Education

Jerry Lanzalotto, President

Jennifer Mizeski, Vice President

Todd Anderson

Edward Blahut

Alice Bresett

Christine Clavin

Anita Collins

Kevin Johnson

Randy Roof

Administration

Anthony M. Norod, Interim CSA/Middle School Principal

John Brennan, Elementary School Principal

Alexander Roney, Middle School Vice Principal

Linda Alvarez, School Business Administrator/Board Secretary

DISTRICT MISSION STATEMENT

The Hardyston School District together with our parents, families and community is dedicated to preparing our students for the 21st Century by providing each student with a quality education, in a safe and caring environment, which allows all students to achieve the New Jersey Core Curriculum Content Standards at all grade levels and includes the knowledge, confidence, and self-esteem to be successful life-long learners in a culturally diverse democracy.

DISTRICT GOALS

2007/2008

- 1. To provide appropriate programming in line with New Jersey Core Curriculum Standards and provide staff development opportunities to insure the very best instructional opportunities for all students and increase student achievement in the classroom.**
- 2. To aggressively pursue alternative funding and additional new shared services opportunities by December 2008.**
- 3. To improve and expand the infusion of technology as a learning tool in our classrooms.**

QAAR REQUIRED ITEMS

- I. IMPLEMENTATION OF SCHOOL LEVEL PLANS**
- II. ACHIEVEMENT OF PERFORMANCE LEVEL OBJECTIVES**
- III. NEW JERSEY SCHOOL REPORT CARD**
- IV. PROFESSIONAL DEVELOPMENT ACTIVITIES**
- V. CONDITION OF EDUCATIONAL FACILITIES**
- VI. STATUS OF MANDATED PROGRAM REVIEWS**
- VII. COMMUNITY SUPPORT**

**VIII. ASSIGNMENT PLAN FOR CERTIFIED
AND NON-CERTIFIED NURSES**

**IX. SUBSTANCE ABUSE PREVENTION
PROGRAM**

X. VIOLENCE AND VANDALISM REPORTING

XI. SCHOOL SAFETY PLANS

XII. STATEMENT OF ASSURANCE

SCHOOL LEVEL PLANNING

2008 – 2009 School Level Objectives

OBJECTIVE #1 - MATHEMATICS

- **Grade 8 Special Ed Students proficiency from 7.1% to 20%**
- **Grade 4 Special Ed Students proficiency from 53.8% to 65%**

OBJECTIVE #2 – LANGUAGE ARTS

- **Grade 8 Special Ed Students proficiency from 7.1% to 20%**
- **Grade 4 Special Ed Students proficiency from 38.5% to 50%**

SCHOOL LEVEL PLANNING 2008 - 2009 ACTION PLAN

for

MIDDLE SCHOOL & ELEMENTARY SCHOOL

- ✦ **Analyze 2008 test data to strengthen curriculum, improve instructional strategies, and develop individualized education plans for students**
- ✦ **Provide Professional Development opportunities for special education staff in area of Math and Language Arts**
- ✦ **Implement use of new Language Arts teaching materials**
- ✦ **Research and implement successful District special education programs**
- ✦ **Increase emphasis on communication and available resources for parents through curriculum guides, district website, and school newsletters**

SCHOOL LEVEL PLANNING

2007 – 2008 School Level Objectives

2007-2008 Attainment

Results – Mathematics

- **Grade 8 Special Ed Students – achieved 21.4% (goal 62%)**
- **Grade 4 Special Ed Students – achieved 45.5% (goal 73%)**

Results – Language Arts

- **Grade 8 Special Ed Students – achieved 42.9% (goal 76%)**
- **Grade 4 Special Ed Students – achieved 54.5% (goal 82%)**

PROFESSIONAL DEVELOPMENT ACTIVITIES

- ✦ Teachers participated in numerous in-district and out-of-district workshops.
- ✦ Professional Development Funds = \$35,170
 - Grant Funds = \$ 900
 - Graduate Courses (per contract) = \$13,300
 - TOTAL = \$49,370
- ✦ The District's Professional Development Plan approved March 14, 2007.
- ✦ Four teachers successfully mentored and received standard certification

SCHOOL FACILITIES REPORT

✦ Maintenance and Improvements

- (ES) Emergency Patch Parking lot repair
- (ES) ADA Automatic Door Opener
- (ES) Demolition and Removal of Double-Wide Trailer
- (ES) Replaced roof-top HVAC units in rooms 37 & 38 and added air conditioning
- (ES) Expanded Elementary School Playground
- (ES) Replaced Gym Ceiling Tiles
- (ES) Asbestos removal and tile replacement 4 classrooms
- (ES) Replaced 8 skylights in locker rooms and library
- (ES & MS) Annual refinishing of gym floors in each building
- (ES) Added Air Conditioning in Room 27 for ADA compliance
- (ES) Enclosed dumpsters with fencing
- (MS) Replaced air intake dampers for air handlers
- (MS) Replaced ballasts for exterior lighting
- (ES) Painted cafeteria/all purpose room

VI. STATUS OF MANDATED PROGRAM REVIEWS

- A. Comprehensive Equity Plan (CEP)**
- B. Bilingual Education, English as a Second Language, English Language Services**
- C. Special Education**
- D. District Technology Plan**
- E. Discretionary and Entitlement Grant Programs**
- F. School Nursing Services Plan**

COMMUNITY SUPPORT

- ✦ **Use of facility for community groups**
- ✦ **Community/Parent involvement**
- ✦ **School communication, parental notices, newsletters, & surveys**

SUBSTANCE ABUSE PREVENTION PROGRAMS

- A. Policy 5131.61**
- B. D.A.R.E. Program**

Pleased to report that there were no incidents involving substance abuse during the 2005/2006, 2006/2007 and 2007/2008 school years.

VIOLENCE AND VANDALISM REPORTING

Count of Incidents by Reporting Category

▶ Violence	3
▶ Vandalism	0
▶ Weapons	0
▶ Substance Abuse	0
◆ Total	3

VIOLENCE AND VANDALISM REPORTING

Incidents by Detail:

◆ Fight	2
◆ Simple Assault	0
◆ Threat	0
◆ Harass./Intimidation/Bullying	1
◆ Damage to Property	0
TOTAL	3

VIOLENCE AND VANDALISM REPORTING

▶ COST OF VANDALISM

▶ Incidents Involving Cost to District	\$ -0-
◆ TOTAL COST TO DISTRICT	\$ -0-

▶ ACTIONS TAKEN

▶ Police Notified (no complaint)	0
▶ Police Notified (complaint filed)	0
▶ Expulsion	0
▶ Short-Term Suspension	2
▶ Long-Term Suspension	0
▶ Detentions	0
▶ Other Discipline	1

VIOLENCE AND VANDALISM REPORTING

▶ STUDENTS INVOLVED

▶ Regular Education Student 2

▶ Student with a Disability 0

▶ Student from Other District 0

▶ Non-Student 0

▶ Unknown 0

◆ TOTAL 2

VIOLENCE AND VANDALISM REPORTING

▶ VICTIM INFORMATION

▶ Regular Education Student 0

▶ Student with a Disability 1

▶ Student from Other District 0

▶ Non-Student 0

▶ School Personnel 0

◆ TOTAL 1

EMERGENCY AND CRISIS MANAGEMENT PLANS

The Emergency and Crisis Management Plan for the Hardyston District was provided to the Sussex County Department of Education in August 2005 and approved at the October 11, 2005 BOE meeting. The 2008-2009 Plan reflects new personnel and contact information.

**PUPIL ATTENDANCE
HARDYSTON TOWNSHIP SCHOOL DISTRICT**

2007/2008 Attendance 94.6%

2006/2007 Attendance 94.7%

2005/2006 Attendance 95.5%

Three Year Average 94.9%



2008
HARDYSTON TOWNSHIP
SCHOOLS
STATE ASSESSMENT
RESULTS/ANALYSIS

TESTING INFORMATION

- Students in grades 3-8 in New Jersey were tested during the 2007-2008 school year.
- State Testing assessed the academic areas of Language Arts and Math in grades 3-8, along with Science in grades 4 & 8.
- Test results are reported in various forms. The main report indicating whether a child is partially proficient, proficient, or advanced proficient in an academic area.
- Results are provided for different student groups – our district included Special Education, General Education, and Total Students.
- The goal of the No Child Left Behind initiative is for all students to be assessed and be proficient in all academic areas by the year 2014.
- 2007-2008 Grade 3 and 4 tests administered by Pearson are not standardized; therefore, one can not compare scores year to year.
- 2007-2008 Grade 5-8 tests were administered by Measurement Incorporated. The scoring rubric was recalibrated resulting in an inability to compare scores to past years.
- 2008-2009 testing for all grades will be administered by Measurement Incorporated. Possibly this will bring standardization to all tests resulting in future accurate comparison analysis.
- 2007- 2008 scores can be compared to State and District Factor Group scores.
- AYP for Grade 5-8 is currently being recalculated. Results are expected in late October 2008.
- Preliminary AYP suggests that Hardyston has achieved AYP in all areas with the exception of Middle School Special Education.

GENERAL EDUCATION STUDENTS

MATH

GRADE	VALID SCORES/ TOTAL STUDENTS	(100-199) #PARTIALLY PROFICIENT	(200-249) #PROFICIENT	(250-300) #ADVANCED PROFICIENT	TOTAL % PROFICIENT or Above	DFG	STATE
3	58	8	42	8	86.2	93.6	90.2
4	78/79	2	37	39	97.4	92.6	89.6
5	73	9	47	17	87.7	85.9	82.9
6	69	8	48	13	88.4	84.4	79.9
7	88	19	57	12	78.4	77	72.8
8	75	5	41	29	93.4	82.1	76.7

SCIENCE

4	78/79	4	22	52	94.9	94.6	89.2
8	75	3	42	30	96	95.1	90.6

SPECIAL EDUCATION STUDENTS

LANGUAGE ARTS

GRADE	VALID SCORES/ TOTAL STUDENTS	(100-199) #PARTIALLY PROFICIENT	(200-249) #PROFICIENT	(250-300) #ADVANCED PROFICIENT	TOTAL % PROFICIENT or Above	DFG	STATE
3	11/12	5	6	0	54.5	67.9	61.4
4	11	5	6	0	54.5	61.8	54.9
5	13	10	3	0	23	26.8	24.4
6	19/20	14	5	0	26.3	19.5	18.4
7	14	13	1	0	7.1	31	29.8
8	14	8	6	0	42.9	49.7	44.2

SPECIAL EDUCATION STUDENTS

MATH

GRADE	VALID SCORES/ TOTAL STUDENTS	(100-199) #PARTIALLY PROFICIENT	(200-249) #PROFICIENT	(250-300) #ADVANCED PROFICIENT	TOTAL % PROFICIENT or Above	DFG	STATE
3	11/12	7	4	0	36.4	76.6	72.5
4	11	6	4	1	45.5	69.5	65.4
5	13	7	6	0	46.2	51.3	48.4
6	19/20	13	5	1	31.6	38.4	36.5
7	14	13	1	0	7.1	23.9	25.6
8	14	11	3	0	21.4	28.2	27

SCIENCE

4	11	3	4	4	72.8	78.9	71.2
8	14	3	10	1	78.5	66.9	57.6

TOTAL STUDENTS

LANGUAGE ARTS

GRADE	VALID SCORES/ TOTAL STUDENTS	(100-199) #PARTIALLY PROFICIENT	(200-249) #PROFICIENT	(250-300) #ADVANCED PROFICIENT	TOTAL % PROFICIENT or Above	DFG	STATE
3	69/70	7	61	1	89.8	90.3	86
4	89/90	8	78	3	91	87.2	82.6
5	85/86	37	47	1	56.5	65.4	59.9
6	88/89	30	58	0	76.8	62	67.2
7	103/104	29	64	10	71.8	76.3	70.4
8	89/90	12	72	5	94.4	86.9	81.1

TOTAL STUDENTS - MATH

GRADE	VALID SCORES/ TOTAL STUDENTS	(100-199) #PARTIALLY PROFICIENT	(200-249) #PROFICIENT	(250-300) #ADVANCED PROFICIENT	TOTAL % PROFICIENT or Above	DFG	STATE
3	69/70	15	46	8	78.3	90.6	86.7
4	89/90	8	41	40	97.4	88.4	84.8
5	86	16	53	17	81.4	80.2	76.4
6	88/89	8	48	13	76.1	76.8	72
7	104	32	60	12	69.2	68.5	64.3
8	90	17	44	29	81.1	73.2	67.4

TOTAL STUDENTS - SCIENCE

4	89/90	7	26	56	92.1	91.5	85
8	90	7	52	31	92.2	90.2	84

DISTRICT TEST RESULTS ANALYSIS

Language Arts Literacy

Our **General Education** students are performing above the state averages in Language Arts Literacy in 5 of 6 grade levels tested. 2 of 6 grades tested are performing above DFG averages, 2 of 6 at DFG averages, and 2 of 6 below DFG averages.

Our **Special Education** students are performing below the state averages in 3 of the 6 grades tested in Language Arts Literacy, 2 of the 6 performed at the state average and 1 was above the state average. 5 of 6 grades tested fell below the DFG average while 1 of 6 was above. This will need to be a focus of district programming during the 2008-2009 year.

Our **Total Student** population in Language Arts Literacy is performing above the state and DFG averages. This is an improvement from last year when our students were slightly below DFG averages.

Mathematics

Our **General Education** students are performing above the state and our DFG averages in 5 of 6 grade levels in Mathematics.

Our **Special Education** students are performing below the state and DFG averages in all grade levels in Mathematics. This will need to be a focus of our district programming during the 2008-2009 school year.

Our **Total Student** population in Mathematics is performing above the state and DFG averages in 5 of 6 grades.

Science

All of our students, both General Education and Special Education students, are performing above the state and DFG averages in Science on all grade levels tested with the exception of 1 grade level in special education.



BOARD OF EDUCATION/PUBLIC

COMMENTS/QUESTIONS

